

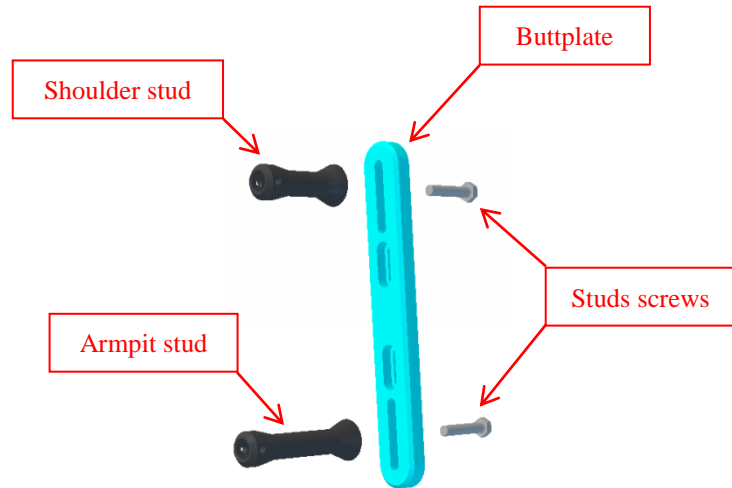
Stock butt of the laser rifle E-gun

Extention kit PB – 50

Insert the screws through the buttplate and screw the shoulder and armpit stud.

To change the position of the stud:
Turn the thorn counterclockwise, slide the thorn to the desired position and then tighten clockwise.

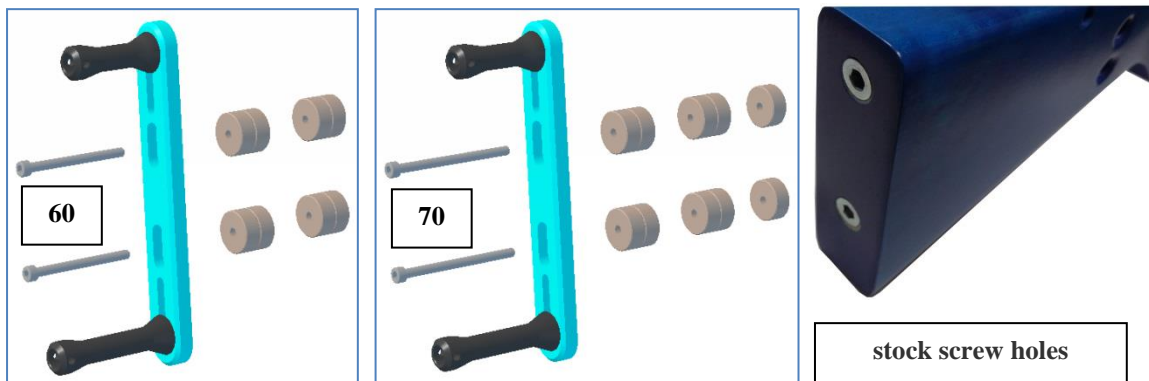

The butt is screwed into the stock with two M5x20 Allen screws. Please always use a washer with these screws.



You can use buttplate pads to extend the stock with extension kit PB-50 *(If you have purchased one)*

Use screws of the correct length for mounting as viewed in the pictures bellow. Always use washers underneath the screw head.

Extention kit PB-50



!! If you use screws of the wrong length, you can rip the nut out of the stock !!